

# Retrieval Activities

## Year 4 - Rivers



# Reach the top!

Name 3 countries that the Amazon river flows through.

After Lesson 1



The questions get more difficult as you make your way to the top, so let's see how many you can answer!

Answer all of the questions from each layer to reach the top! Write your green and orange answers on the sheet and the yellow and red answers in your book.

Describe where the mouth of a river connects to.

Which large valley has the Colorado river eroded?

State one reason why rivers are important.

Which continent has more rivers - Africa or South America?

What point is the mouth of a river?

What is the name given to the start of a river?

Which is the longest river in the world?

Can you name any rivers in and around Plymouth?

Can you name any rivers in the UK?

# Cops & Robbers

After Lesson 1

Task 1: In the COPS box, write everything you know about rivers so far.

Task 2: Now, look around the room at other people's sheets and add any extra information you can to the ROBBERS box.

Cops

Robbers



Task 3: From the information you have gathered, write down the facts that were the most interesting.

Fun Facts



Try to complete all of the tasks!

After Lesson 2

1. Guess the keywords: \_\_\_\_\_ and \_\_\_\_\_

Definition 1: The wearing away of the Earth's surface.

Definition 2: The movement of sediment (material).

2. Check and fix the mistakes

The source is the end of a river.

Rivers lose energy when they become deeper.

Rivers will deposit material when moving slowly.


3. Give me three key facts about how rivers shape land.

1.

2.

3.

4. On the other hand: How does the inside and outside of the bend affect the depth and velocity of the water?



# Retrieval Link Grid

After lesson 2



Task: Make links between the boxes. Make them the same colour if they link and explain to a partner how they relate.

Attrition	Jumping beans	Water Power
Hydraulic action	Deposition	Longest river
Tractor wheels	Crashing	Saltation
Shallow river	Amazon River	Traction


# Bullseye!

After lesson 3

Task: Fill in each of the layers of the target in order to reach the bullseye!

Summarise the types of erosion that occur from the river source to the mouth

List 3 types of landforms:



Draw a labelled diagram to show the types of erosion taking place at different parts of the river.

Create 3 quiz questions based on the previous lesson




# What is the link?



Each of the images in the table has a link to our current topic.

Can you explain how it links?

After lesson 3

Image	Link to our topic (Rivers)
	<p>V-shaped valleys, vertical erosion, deepening, cutting</p>
	<p>Erosion, landscape, millions of years, helicopter</p>
	<p>Amazon river, South America</p>

# Draw and Label

After Lesson 4

Draw a meandering river and explain why rivers meander  
(Keywords: erosion, bend, deposition)





# Vocabulary Detectives

After lesson 4

<i>Keyword</i>	<i>Definition</i>
	<i>A feature on the Earth's surface that is part of the land.</i>
<i>Settlement</i>	
	<i>The bottom of the river.</i>
<i>Sea</i>	
	<i>A flow of fresh water across the land into a lake, sea or ocean.</i>
<i>Meanders</i>	



*List it!*

*After Lesson 5*

*List the reasons why rivers are so important to people:*

# Interleaved Retrieval Practice!

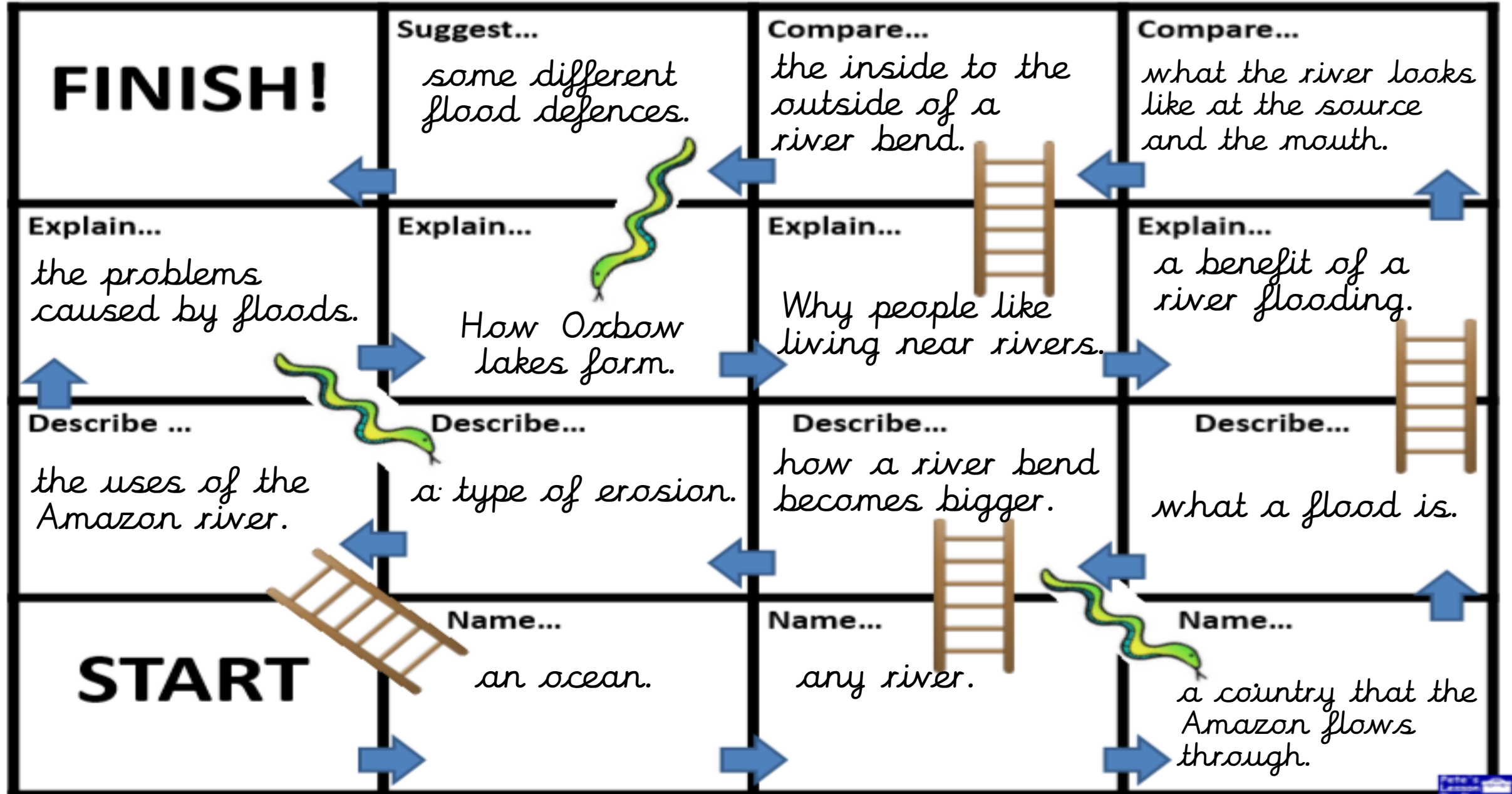
After Lesson 5

What type of erosion does the phrase 'water power' help you remember?	Which part of the bend does water move the fastest?	What can farmers grow next to the river?
Name a natural disaster	Where is the Volga River?	How long does it take the Earth to spin once on its axis?
Where is the River Nile?	What happens to water when it goes below 0 degrees Celsius?	Which species of fish is most valuable and how did it become endangered?
Where do rivers end?	How do meanders form?	What causes an earthquake?

Last Lesson (1)	Last Week (2)	Last Month (3)	Last Year (4)
-----------------	---------------	----------------	---------------

# Snakes and Ladders

After Lesson 6





# Retrieval Relay Race

After Lesson 6



*In the first box, write as much as you can remember about our topic. In the second box, one of your peers must write what they can recall about our topic but they cannot repeat any of the information from your first box! The third box needs to be completed by someone else but again this must include new information and the same for the final box.*

