

# Retrieval Activities

## Year 5 - Informal Settlements



# Cops & Robbers

## After Lesson 1

Task 1: In the COPS box, write everything you know about the topic so far.

Task 2: Now, look around the room at other people's sheets and add any extra information you can to the ROBBERS box.

### Cops

- An informal settlement is...
  
- Informal settlements are located...

### Robbers



Task 3: From the information you have gathered, can you now summarise what an informal settlements vulnerable? is in under 50 words?

### Summary

# Pick 'n' Mix

RETRIEVAL

Choose any two tasks!

After Lesson 1

1. Guess the keywords: \_\_\_\_\_ and \_\_\_\_\_

Definition 1: The movement of people (or animals) from one place to another.

Definition 2: A person who lives in an area.

2. Check and fix the mistakes

Informal settlements are based in the middle of cities.

The favelas are spacious and easy to navigate.

About 50% of the world's urban population live in informal settlements


3. Give me three key facts about informal settlements :

1.

2.

3.

4. On the other hand: How are the landscapes different for the favelas and the Mumbai informal settlements ?





*List it!*

*After Lesson 2*

*List as many reasons for migration to informal settlements as you can:*

# Compare, contrast!

After Lesson 2

Urban settlement

Rural settlement

Name

Describe

Explain  
benefits

# Rewind & Retrieve

## After Lesson 2

Task: In the first box, write down everything you can remember about our last lesson. In the second box, write down everything you can remember about our lesson last week. In the last box, write down everything you can remember about a previous topic that has links to this one!

Last lesson (Why do informal settlements develop?)

Last week (What is an informal settlement?)

Previous topic (Migration)



# Think and Link Grid

After lesson 3

*Key words: located, crowded, limited facilities, business*

Dharavi, India

Rocinha, Brazil

What are the similarities between the two?





# Vocabulary Detective

After lesson 3

<u>Keyword</u>	<u>Definition</u>
	An informal, densely populated and usually illegal settlement that is inhabited (lived in) by the urban poor.
Settlement	
	A system provided for people, such as transport, education and internet.
	Negative factors that encourage people to leave a place.
Pull Factors	
	The process whereby an increasing proportion of people live in towns and cities.
Densely populated	




# Bullseye!

## After lesson 4

Short summary of the main challenges faced in informal settlements (3-4 sentences):

Task: Fill in each of the layers of the target in order to reach the bullseye!

List 4 key words you learnt last lesson



Draw an image to show any of the challenges faced in the informal settlements

Create 3 quiz questions based on the previous lesson



*List it!*

*After Lesson 4*

*List as many consequences of informal settlements challenges as you can:*

## After lesson 5

# Retrieval Interleaved Practice Grid!

State one factor that the UN-HABITAT say needs to be missing in slums.	What problems can overcrowding cause?	List two reasons for loans.
List the three fossil fuels.	Name a country that has a high standard of living.	Define renewable.
State two pull factors for people migrating to slums.	What natural resources do you use each day?	What are the benefits of self-help schemes?
Why are slum spaces previously unoccupied?	What challenges can unemployment bring?	Which gas is causing climate change after burning fossil fuels?

Last Lesson (1)	Last Week (2)	Last month (3)	Last Topic (4)
-----------------	---------------	----------------	----------------

# Cops & Robbers

## After Lesson 5

Task 1: In the COPS box, write everything you remember from L5.  
Task 2: Now, look around the room at other people's sheets and add any extra information you can to the ROBBERS box.

### Cops

- The things that affect people's quality of life are...
  
- Self-help schemes help improve the quality of informal settlements by...

### Robbers



Task 3: From the information you have gathered, can you now suggest a solution to solve a specific problem (education, employment, sanitation, living conditions) in one of the informal settlements?

### Summary



# What is the link?



Each of the images in the table has a link to our current topic.

Can you explain how it links?

After lesson 6

Image	Link to our topic
	<p>Pacification Police Unit, gangs, community, government</p>
	<p>Pull factors, migration, services, opportunities</p>
	<p>Favelas, crime, sanitation, slopes</p>



# Retrieval Relay Race

After Lesson 6



In the first box, write as much as you can remember about our topic. In the second box, one of your peers must write what they can recall about our topic but they cannot repeat any of the information from your first box! The third box needs to be completed by someone else but again this must include new information and the same for the final box.

