



Marine Academy Primary and Nursery Newsletter September 2020

'Where Stars Shine Brighter.'

...providing an outstanding education that ensures all pupils reach their greatest potential and live by life's highest values.

Dear Parents/Carers of Marine Academy Primary and Nursery pupils,
 Welcome to the first Newsletter of the academic year! Everyone has hit the ground running at Marine Academy Primary and Nursery with lots of new children joining Nursery and Pre-School, sixty children joining Reception and children joining other year groups too to fill them up. It has been an absolute delight to see all of the children return following the school closures in March and we are thrilled to be able to offer the children a broad and ambitious curriculum within the constraints that we find ourselves. In addition to this, it has also been lovely to see so many parents during the morning drop off, thank you for wearing face coverings and for socially distancing when on the Campus.



It has been an exciting first month with the introduction of Hot Chocolate Friday, a new take on the Macmillan Coffee Morning, a visit from professional yachtsman Conrad Humphreys, a whole range of curriculum enrichment activities taking place in the Academy grounds and the introduction of Wilma our Wellbeing Dog in Upper Key Stage Two.

We will continue to try to take part in as many events and provide the children with as many opportunities as we are able to. As we are unable to go on trips currently, we will continue to think of innovative ways to raise children's aspirations, provide them with new experiences and create meaningful links in their learning.

Thank you for your continued support!

Yours sincerely,

Mrs Siobhan Meredith

FORTHCOMING EVENTS...

Term Dates



Term 1

Last day of school: 22nd October 2020

Term 2

First day of school: 4th November 2020
 Last day of school: 18th December 2020 (at 1:00pm for Marine Academy Primary)

Term 3

First day of school: 5th January 2021
 Last day of school: 12th February 2021

Term 4

First day of school: 22nd February 2021
 Last day of school: 1st April 2021

Term 5

First day of school: 19th April 2021
 Bank Holiday: 3rd May 2021
 Last day of school: 28th May 2021

Term 6

First day of school: 9th June 2021
 Last day of school: 21st July 2021

INSET and Occasional Days for Marine Academy Primary and Nursery

- Friday 23rd October 2020 – INSET day, Primary and Nursery closed.
- Tuesday 3rd November 2020 – Occasional Day – Nursery Holiday Club Open for All Year Round Children.
- Monday 4th January 2021 – INSET day, Primary and Nursery closed.
- Monday 7th June 2021 – Occasional Day – Nursery Holiday Club Open for All Year Round Children.
- Tuesday 8th June 2021 – INSET day, Primary and Nursery closed.
- Thursday 22nd July 2021 – INSET day, Primary and Nursery closed.



New *this* Month

Year 6 – Year 6 have had an amazing start to the year. They have dived into their topic of 'The Industrial Revolution' and were extremely inquisitive when learning about what children their age were doing in the factories and mines. The Guided Book 'There's a Boy in the Girls' Bathroom' has been thought provoking and the children have shown how accepting they are by having discussions about varying scenarios in school life. We are really excited for the year ahead!

Year 4 – What a fantastic start to Year 4, it has been amazing to welcome everybody back! The children have immersed themselves into their topic learning of 'Roman Britain'. The children particularly enjoyed learning about the differences between the Romans and the Celts. To consolidate their understanding, we will watch 'Horrible Histories: Rotten Romans', which we just know that the children will love! It has been great to see how much the children have learnt over the term so far! This month, the children have also completed their first independent write, which Miss Gammage has been so impressed with!

Pre-School – It has been a super start to the term in Pre-School! The children have settled wonderfully and have enjoyed making new friends and becoming a part of the Marine Academy Primary family. The children have engaged in their 'Look at Me!' topic by painting self-portraits and thinking about our emotions! Puffins and Penguins have really enjoyed getting to know the Numberblocks, so far in our Maths learning we have met the number 1 and the number 2. Puffins and Penguins have made a fantastic start to our Phonics learning, they have demonstrated great listening ears and wonderful whole body listening! They can't wait to continue learning all about ourselves and our topic 'Look at Me!'

Reception – Reception have had a great first few weeks focusing on making friends, adjusting to routines and showing off their fantastic learning. We have been amazed with how well they come in, in the mornings - what superstars! The children have begun their formal Phonics sessions, learning new sounds, ready to read and write. All the staff have been impressed with their determination and willingness to learn. Our topic this term has been called 'Superhero Me.' The children have been discussing their families, feelings, features and special qualities that we all have. The children have learnt how different we all are but how important it is to be kind. We have seen children applying their Maths learning during Independent Learning Time; counting, sorting and identifying numbers. Thank you for all your support with reading at home. It really does make a huge difference with your child's reading progress. All the Reception team cannot wait to see the children flourish and develop this year.

Year 1 – Mrs Marchant and Mr Andrews are very impressed with how quickly Year 1 have settled into their new learning environments. Within Maths, the children have focussed on understanding how to count forwards and backwards using numbers to 20. They are developing a better understanding of how to use a range of resources, to count, partition and build numbers. In Guided Reading, we have enjoyed exploring the class text. We are beginning to use adjectives to describe a character or setting as well as building on our already awesome comprehensive skills. In Science, Year 1 have looked closer into the Polar Regions, what they may find there, how it compares to our environment and particular influential explorers that have travelled there. Year 1 already have a fantastic attitude to their learning, and we hope this continues as the term goes on. A fantastic start Year 1, well done!

Year 3 – This month, the children in Year 3 have settled back into school really well. They have engaged in some exciting entry points for their new topics. They acted as archaeologists and dug for Pre-Historic artefacts and they have designed special keys for a glorious mansion for their English text. The children have also really enjoyed their SMSC lessons where they have been using role play scenarios to act out situations.

Year 2 - Year 2 have had a busy start to the year getting back into the school routine and catching up with their friends. This term our topic is Vile Victorians, we have been exploring Victorian school life and what homes were like for richer and poorer people. The children were shocked by the strictness of Victorian schools and that some children their age would have had jobs in factories, farms and mines. In English, the children have written some fantastic stories based on the book No-Bot: The Robot with No Bottom. They came up with weird and wonderful scenarios for what their characters have lost and how they get it back. We've been really impressed with their ideas and use of ambitious vocabulary: one child's writing was even sent off to the author and illustrator of the book who were amazed! In Maths, the children have been exploring place value and the value of each digit in a 2-digit number. We are looking forward to the rest of the term!

Year 5 – What a super September Year 5 have had! It has been amazing to see the great enthusiasm the children have shown toward their learning. This month, in Maths, they have shown their super knowledge of place value, negative numbers and rounding. In Science, they have been learning about planets and can now explain the geocentric and heliocentric models, as well as naming astronomers from thousands of years ago! In RE they have written their own Christian song lyrics, and Mr Clennel-White has said he will set some of these to music, amazing! In English, the children have been working on using more challenging vocabulary and a wider range of sentence structures within their fiction unit, which concluded with them writing their own invention stories. In addition, Year 5 have immersed themselves in the wizarding world of Harry Potter during Guided Reading and they have been completing prediction, comprehension and character comparison tasks. We were also incredibly lucky to have received a visit from intrepid yachtsman, Conrad Humphreys. Conrad came to tell the children about his adventures, then Year 5 all got to have a look at his boat!

Healthy Eating

Recommend A Recipe!

Each term, teachers will be taking it in turns to recommend a healthy recipe which they like to cook. We would love it if you could try these recipes at home and send in a picture of you eating the recipe with your families or a food review to primary@marineacademy.org.uk

Here is Ms Bell with our first recipe!

Kebab Kofta Sausages (vegan)

Ingredients:

230g vital wheat gluten

30g nutritional yeast flakes

2 tablespoons plain flour

2 teaspoons ground cumin

1 teaspoon ground coriander

1/2 teaspoon ground cinnamon

1 garlic clove, finely chopped

a few turns of black pepper

1 teaspoon salt

320ml vegetable stock

2 tablespoons soy sauce

2 tablespoons cider vinegar

2 tablespoons harissa paste (use peanut butter, if you can't find this)

2 tablespoons olive oil

Instructions:

1. Mix all dry ingredients in a bowl. Add wet ingredients and knead for 5 minutes, as if making bread. It does go very elastic - just like bread dough, which was a surprise to me!
2. Divide the mixture into two equal parts. Form a sausage shape and lay on cling film.
3. Roll the cling film around the sausage shape and try to remove air bubbles.
4. Twist the ends of the cling film to tighten the sausage.
5. Wrap in kitchen foil.
6. Place the wrapped sausages in a large saucepan of water and bring to a low simmer.
7. Poach the sausages gently over a low heat for 1 hour.
8. Remove the sausages from the water. Allow to cool. Don't remove the wrapping until they are completely cold, or they'll lose their shape. Will keep in the fridge for a week; or can be frozen. I slice my vegan sausage, using a potato peeler, to get really thin slithers, like a real kebab and put it in a pitta bread with salad. Yum, yum!





PE THIS TERM: Children across Marine Academy Primary have been taking part in a range of PE lessons this term. These have included Tag Rugby, Netball and Taekwondo. The children have worked fantastically hard to develop previous and new skills. At the moment, we are still waiting to see what happens with PE events this year but I am sure when they are up and running there will be some exciting opportunities and we are looking forward to extra-curricular activities resuming next term!

TAEKWONDO OPPORTUNITY: We are very excited to share the below opportunity with you! We have been working with Gary from Discovery Martial Arts for a number of years and he now runs evening classes at the Marine Academy Plymouth Sports Complex. In addition, Gary will be offering discounted membership for any Marine Academy Primary pupil and two free taster sessions!

The sessions are:

Tuesdays @ Marine Academy Plymouth Sports Complex

Taekwon Tigers (4-6yrs) 5.00-5.40pm

Juniors (6-11yrs) 6.00-7.00pm

Adults (12yrs+) 7.00-8.00pm

Thursdays @ Marine Academy Plymouth Sports Complex

Taekwon Tigers 5.00-5.40pm

Juniors 6.00-7.00pm

Adults 7.00-8.00pm

Family membership is also available. Booking for the sessions is required, there no walk ins due to COVID. For more information. Please contact Gary on 07738206163 or email discoverymaa@gmail.com

MOVING MANTARAYS: At the start of the term, Mr Druce and Miss Codner introduced 'Moving Mantarays of the Term'! This is a termly competition between classes to see who can complete the most physical activity on Fitter Future. The results will be collated and shared in the October Newsletter.



If your child needs an individual password reminder to access Fitter Future, please get in touch with Mr Druce by emailing: primary@marineacademy.org.uk



Online Safety

Each month, we will continue to share with you some advice to further support your child to be safe online. If you have any questions or queries then please do contact a member of the Primary Admin Team or email primary@marineacademy.org.uk to arrange a time to virtually meet with Mr Ferry our Computing and Online Safety Leader. He will always be more than happy to help you out!



NEW TOP TIPS FOR PARENTS/CARERS

Advice for Parents & Carers

Thinkuknow is an online safety education programme from the National Crime Agency's CEOP command. Thinkuknow aims to empower children and young people aged 4-18 to identify the risks they may face online and know where they can go for support. They also have some fantastic video guides for Parents/Carers, which can be accessed through their [YouTube channel](#) and [website](#).

BSL language version - Parent and Carers sharing ... 52 views • 3 weeks ago	Tips for parent and carers - sharing images 186 views • 1 month ago	Tips for parents and carers - viewing online videos 122 views • 1 month ago	Tips for parents and carers - in game chat 196 views • 1 month ago	Tips for parents and carers - cyber security 84 views • 1 month ago
Tips for parents and carers - live streaming 104 views • 1 month ago	Tips for parents and carers - social media 134 views • 1 month ago	Gwlyb fideos ar-lein. Canllaw i rieni a gofalywr 35 views • 1 month ago	Seiberddiogelwch: yr hyn mae angen i rieni a gofalywr... 20 views • 1 month ago	Cyber security A guide for parents and carers 321 views • 1 month ago
Rhieni a Gofalwyr - Canllaw ar rannu delweddau ... 27 views • 1 month ago	Sgws yn y gêm. Canllaw i rieni 24 views • 1 month ago	BSL language version - Parent and Carers sharing ... 44 views • 1 month ago	Rhieni a Gofalwyr - Canllaw ar rannu delweddau ... 9 views • 1 month ago	Guide to watching online videos 901 views • 2 months ago
Guide to social media 873 views • 2 months ago CC	In - game chat: A guide for parents and carers 1.7K views • 3 months ago	Parent and carers guide to live streaming 2.1K views • 3 months ago CC	Thinkuknow. Parent and carers guide to sharing ... 2.5K views • 3 months ago CC	Thinkuknow. Parent and carers guide to sharing ... 1.1K views • 3 months ago
Thinkuknow. An Introduction to Parents and Carers 2.9K views • 4 months ago CC	Thinkuknow Jessie & Friends: film for parents an... 2K views • 1 year ago	Thinkuknow Jessie & Friends: film for parents an... 1.2K views • 1 year ago	Play Like Share: Episode 1 Subtitled 5.7K views • 2 years ago	Play Like Share: Episode 2 Subtitled 4.5K views • 2 years ago

The YouTube channel includes lots of information and advice to help you keep your child safe and access support. The 30- to 60-second videos set out simple things that Parents/Carers can do to keep their child safe while they're engaging in different online activities such as live streaming and gaming. Above shows just some of the videos that are available!

TYPE 2 DIABETES

KNOW YOUR RISK

Are you at risk of developing Type 2 Diabetes?

Did you know you can now check your risk of developing Type 2 Diabetes by using the [Diabetes UK Know your risk tool](#).

If your score indicates you are at risk of developing Type 2 Diabetes, you can join the Type 2 Diabetes Prevention Programme.

It's free and is currently delivered with remote Zoom sessions or digital only option to support you to eating healthily, become more active and increase general well-being.

The programme is being rolled out after research that revealed those living with diabetes face a significantly higher risk of dying with COVID-19. It supports people to lose weight and adopt healthier habits.



Every Mind Matters

Looking after your Mental Health

Having good mental health helps us relax more, achieve more and enjoy our lives more. The [NHS Every Mind Matters website](#) includes expert advice and practical tips to help you look after your mental health and wellbeing.

Looking after a Child's Mental Health

There are times when we all feel the strain. As Parents/Carers, there are ways you can support children and young people to give them the best chance to stay mentally healthy and help them cope with whatever further changes we all may face. Some children and young people have enjoyed being off school, while others will have really struggled – with the coronavirus outbreak keeping them at home and away from friends. Others may be coming to terms with family problems, loss or changes to their living situation.

Children and young people might also face difficulties in being back at school, or have worries about getting or passing on the virus. It's also still uncertain what further changes we all may face. Feelings like these will gradually ease for most, but there are always steps you can take to support them emotionally and help them cope with problems they face. There's further support available if you feel you or they need it on this section of the [NHS Every Mind Matters website](#).

Looking after a baby is a very special and wonderful time. However, it can be a very stressful time and trying to calm a crying baby is something all parents and carers experience. Sometimes as a parent or carer it can feel as if you are 'on the edge' coping with a crying baby. In some cases this has led to a baby being shaken, hit or thrown as a means of stopping it from crying. This can lead to life threatening or fatal injuries. Knowing how to cope with a crying baby and that it is OK to ask for help. This includes anyone who may look after your baby.

ICON: Babies Cry, You Can Cope! has the following key messages:

- I** Infant crying is normal and it will stop! Babies start to cry more frequently from around two weeks of age.
- C** Comfort methods can sometimes soothe the baby and the crying will stop. Is the baby hungry, tired or in need of a nappy change?
- O** It's OK to walk away if you have checked the baby is safe and the crying is getting to you. After a few minutes when you are feeling calm, go back and check the baby.
- N** Never, ever shake or hurt a baby. It can cause lasting brain damage or death.

Plymouth Safeguarding Children Partnership have developed a range of ICON films to support parents and carers of young babies which you can access by following the link

1. Being a parent is great
2. The ICON message
3. How to comfort your baby
4. The crying curve
5. Parent relaxation techniques

<http://www.plymouthscb.co.uk/icon-babies-cry-you-can-cope-films/>

Flu Vaccination

All children who from September are in Reception to Year Six are eligible for a Free Nasal Childhood Flu Vaccination. This will be delivered at Marine Academy Primary in December and will be administered adhering to all up to date Infection Control, PPE and social distancing guidance at the time. Flu vaccination is one of the most effective interventions we have to reduce pressure on the health and social care system which is going to be more important than ever this year. For this reason, it is essential that the vaccine be delivered to as many children as possible to prevent the spread of infection to those most at risk in society.

In light of the above, demand is expected to be high and therefore we urge you to follow the below link to consent to your child's vaccination now. Even if you do not want your child to receive this vaccination, please complete the consent form stating "no" consent. You will also find answers to your FAQs on this link.

<https://schoolimms.virgincare.co.uk/flu/2020/devon>

If you have any difficulties with completing the consent form please contact the Immunisation Team on: 0300 247 0082 or via Email: vcl.immunisations@nhs.net

Are there any children who shouldn't have the nasal vaccine?

Children should not have the vaccine if they are:

- severely asthmatic
- wheezy on the vaccination day
- allergic to eggs or any part of the vaccine* or
- have a condition that severely weakens their immune system

Also, children who have been vaccinated should avoid close contact with people with very severely weakened immune systems because there's an extremely remote chance that the vaccine virus may be passed to them.

Some parents and carers may have concerns about the vaccine because it contains traces of gelatin derived from pigs. There is an injected flu vaccine but, because it's not as effective as the nasal one, it's only available for high risk children who can't have the nasal vaccine for medical reasons. If you are concerned, speak to your GP to decide on the best way to protect your child.

Has the vaccine been used in other countries?

Yes; it has been used safely and successfully in America for many years.

What will happen next?

Your GP or child's school will contact you about the vaccination. Talk to your GP, practice nurse, your child's school nurse or your health visitor if you have any further questions. Or you can visit www.nhs.uk/child-flu

*search the web for 'Fluenz PIL'

5 reasons to get your child vaccinated

- There's now a safe and effective nasal spray vaccine to protect children aged two years and older against flu
- The vaccine is easy to give and painless and has been used safely in other countries for a number of years
- Flu can be a nasty illness that can lead to a stay in hospital, especially for children with other medical conditions like heart disease and diabetes
- If your child gets flu they won't be able to go to school/nursery for several days and will need to be cared for at home. You may have to take time off to look after them
- Protecting your child can stop the flu spreading to other children he/she may come into contact with, and to the rest of the family, in particular to grandparents, who may be at particular risk from flu

© Crown copyright 2013
2901249 2p 50k Nov13
Produced by Williams Lea
for Public Health England
www.nhs.uk/child-flu

NHS

Protecting your child against flu

Information for the parents of all two- and three-year-olds and of children living in areas offering the flu vaccination in primary schools



NHS

Immunisation Information

Immunisation

the safest way to protect your child



ChatHealth

Livewell

Southwest

NEW Health Visiting and School Nursing TEXT SERVICE

PARENTS. CARERS. YOUNG PEOPLE.

If you'd like some health advice or support, but are a bit worried about seeing or talking to a professional, our new ChatHealth is perfect for you!

Simply text one of the numbers below and one of our team will text you back



0-5 years
Parents Service
07480 635188



5-10 years
Parents Service
07480 635189



11-19 years
Young People's Service
07480 635198

Livewell
Southwest

Do you have any questions about your child? Do you need support? Livewell South West are now offering a text service so you can speak to a Health Visitor or School Nurse to seek advice or support.

Phonics

It has been super to see how all the children have come back to school and engaged so beautifully into their learning. This is particularly true of some of our youngest children in Reception who have now started to learn more formalised Phonics every day. Outlined below is a quick introduction about Phonics and how and why it is taught in school.

What is phonics?

Phonics is a method of teaching children to read. Phonics works by breaking words down into individual sounds. There are 44 different sounds in the English language made up from the 26 letters of the alphabet. Learning to read with phonics is therefore a bit like learning a code, after learning just a few sounds, children will be able to use this code to read and spell 100's of words. The more sounds they know, the more words they will be able to work out how to read and spell.

Why is phonics the favoured teaching method?

Research shows that when phonics is taught in a structured way - starting with the easiest sounds and progressing through to the most complex - it is the most effective way of teaching young children to read. It is particularly helpful for children from Reception to Year Two. Phonics makes learning to read easier, simpler and crucially gets children reading quicker. This helps to increase a child's confidence and instil a love of reading from an early age. Rather than memorising 1,000s of words individually,

How is phonics taught?

Words are made up of just 44 sounds in English. You may have heard your child or their teacher use particular words that form the core of understanding phonics. Here's a quick explanation of some of the key concepts:

- Phoneme - the smallest unit of sound as it is spoken.
- Grapheme - a written symbol (letter) that represents a sound (phoneme) that's either one letter or a sequence of letters
- Digraph - two letters that work together to make the same sound (e.g. ch, sh, ph)
- Trigraph - three letters that work together to make the same sound (e.g. igh, air, ear)
- Split digraph - two letters that work together to make the same sound, separated by another letter in the same word. This enables children to understand the difference in vowel sounds between, for example, grip/gripe, tap/tape.

Rather than memorising words individually using Phonics helps children to work out how to read an estimated 95% of the English language.

Children start to learn to formally read as soon as they start school in Reception. However, in Pre-School many children have begun to learn to recognise and differentiate between different sounds. This typically starts by asking children to listen to sounds that they can hear, such as the sounds that animals make, or sounds they hear when you go outside.

As children move into Reception they are then taught simple, single letter sounds from the alphabet, before moving on to learning about digraphs, trigraphs and split digraphs.

Practising the phonemes (sounds) as they are taught in school when at home is one of the biggest ways children improve their reading. Children who are read to at home or read at home themselves, progress much quicker than those who do not.

Learn how to say the sounds by watching the video in the following link

https://www.youtube.com/watch?v=UCI2mu7URBc&ab_channel=OxfordOwl-LearningatHome

If you have any questions then please do ask your child's class teacher.

What is the DadPad?

It's the essential guide for new dads, developed with the NHS.

Why do you need it?

As a new dad you will feel excited, but you may also feel left out, unsure or overwhelmed. The DadPad can help by giving you the knowledge and practical skills that you need. The resource will support you and your partner to give your baby the best possible start in life.

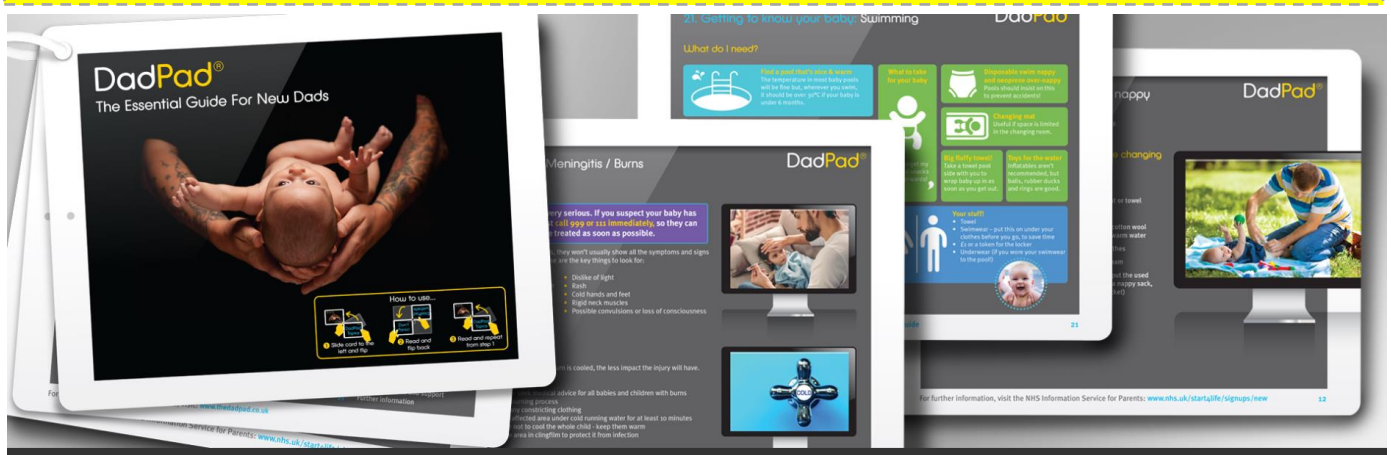
Introducing DadPad Neonatal

Being the parent of a child in neonatal care can come with lots of additional emotions and problems. DadPad Neonatal offers help and support in these situations. [Find out more.](#)

The poster features the DadPad logo at the top, followed by the text 'The Essential Guide For New Dads'. Below this is a large QR code and the text 'Download the FREE DadPad App using the QR or visit the App Store or Google Play'. At the bottom right is the ICON logo.

Support for new dads with The DadPad

The DadPad was created because babies don't come with a set of instructions. The DadPad is an essential guide for dads in caring for babies and very young children. The DadPad is a free app and the poster above includes a QR to scan and download the app straight to a mobile phone.



Not sure what to do when your child is unwell?

Download the free **HANDi Paediatric app** and get expert advice, support and guidance for common childhood illnesses.



Search
HANDi Paediatric



In September, the Marine Academy Primary team would normally run a 'Welcome to...' session to enable you to find out more about what your child's year group would be like for the academic year. As they are unable to do that currently, they have put together a PowerPoint and emailed the slides to families, additionally they recorded a video of them talking through the information. You can

watch the videos by clicking on the links below:

Pre-School: [Welcome from Miss Stephens and Mr Green](#)

Reception: [Welcome from Mr Ferry and Miss Rowe](#)

Year 1: [Welcome from Mrs Marchant and Mr Andrews](#)

Year 2: [Welcome from Miss Watson, Mr Brooking and Mr Andrew](#)

Year 3: [Welcome from Ms Bell and Miss Newell](#)

Year 4: [Welcome from Miss Gammage and Miss Jones](#)

Year 5: [Welcome from Mr Druce and Mrs Impey](#)

Year 6: [Welcome from Mr Wilson and Miss McNicholas](#)

Families will have already received this information but just in case you missed it, we have included it in this Newsletter. Please do make sure you keep in the loop with the goings on in the Academy by downloading the Xpressions app if you have children in Pre-School to Year 6 as this is the main way that the team will communicate with you. If you have any problems, please email: primary@marineacademy.org.uk and a member of the Admin Team will help you out.

The more that you read,
The more things you will know.
The more that you learn,
The more places you'll go.
-Dr. Seuss

We Are Readers



MARINE ACADEMY
PRIMARY

Top Ten Number of Words Read This Month:

Freya (5AD) 241,556

Aidan (5AD) 197,143

Jay (5LI) 184,237

Gabriel (6DM) 142,502

Aashna (4AJ) 135,488

Daisy (6DM) 117,461

Harry (6DM) 105,692

Ava (6AW) 101,441


Ryan (5LI) 88,687

Jamie (5LI) 65,726

The total number of books and words read by children on Accelerated Reader so far this year currently stands at...

821 books and
2,787,214 words!

Amazing! What a great start to the academic year for reading!



Remember, you can see your child's progress with Accelerated Reader by visiting

ukhosted106.relearn.co.uk/67113

[04/HomeConnect/](http://ukhosted106.relearn.co.uk/67113) and using the login details which they use for quizzing.



SHOUT OUTS!

WE ❤️
READING

A big pat on the back for these quizzers who have all been reading and quizzing lots on Accelerated Reader! Super effort!

Khloe C (2CW), Olivia (2TA), Lennon (3EB), Isabelle (3JN), Lyla (4AJ), Amelia G (4LG), Aidan W (5AD), Sophie (5LI), Tia (6AW) and Gabriel (5DM).

We have a new WORD MILLIONAIRE! Massive congratulations to Daisy G (6DM) You have over 1,000,000 words - fantastic!





Children in Years 2 to 6 have access to thousands of online books through the website myON.

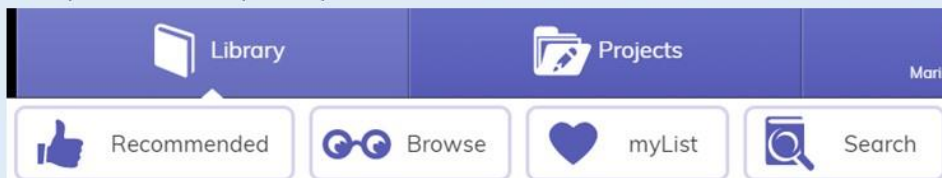


MyON is run by the same company who created Accelerated Reader and we have a school subscription that enables children to login to their own account to read or listen to eBooks which they can then quiz on.

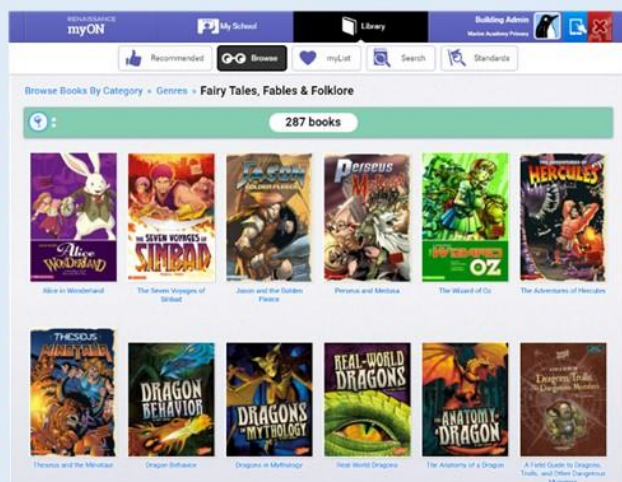
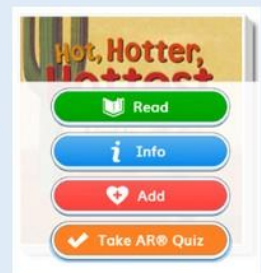
If they haven't used it yet, to log on, they need to visit www.myon.co.uk, following these steps:

1. Type in the school's name and select it from the list.
2. Type in their username which should be their first name and last name together with no spaces.
3. Type in their password which should be 'abc'.
4. When they log in, they may be asked to select their interests - this will help the site to know which kinds of books to recommend to your child.

5. They will then be taken to their home page. If they haven't already, they can click on 'Connect' to link their Accelerated Reader Book Level to their myON account which will help them to quickly find books that match their level.



6. They can then click on 'Library' to browse or search for books. If a book has a quiz, it will give you the option to 'Take Quiz'. Clicking on this link will then take them to the Accelerated Reader website where they need to login with their quizzing login details (different to their myON login).



MyON books come with a range of tools, including audio narration, the ability to make notes and a dictionary to look up words.

If you need any help using myON or require more information, please email primary@marineacademy.org.uk and someone will get back to you.

Delighting Writing!

Each month, we will feature examples of fantastic writing from children. This month, we have some amazing examples of instruction writing from Year 6 who were inspired by the text 'Wallace and Gromit: Cracking Contraptions'.

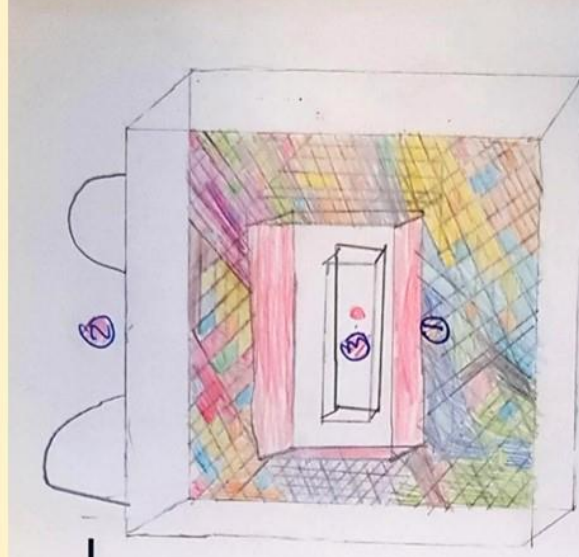
The Bully-Proof Vest

Say goodbye to the bullies and welcome the Bully-Proof vest. This machine will do your job. With this machine it will do itself to build.

This device looks like a coat but when you press a button it will make a baggy coat that then there is a world to complete the baggy coat.

Special features is that the device is going to be blue, red, black, yellow as well as the baggy coat is going to be metal at the shoulders.

A warning is that to not be a bully else you will get locked with a metal baggy glove to get knocked out and then you will feel bullying.



- 1 Take a picture and then it will make the picture smaller.
- 2 you sit it on you.
- 3 Press the red button then it will finish the bully.

By Jake

THE SEASON PROOF VEST

Fed up of being in and in winter? Or too hot in summer? This is why the season proof vest has been invented. The button is easier to play with in winter, make snow-men in winter, just on leaves in spring and Autumn too!


The vest has a long pattern, as it is made out of strong leather on both sides. Different colour buttons for different seasons: little for winter, a bit for summer, big for Autumn and covered for spring.

Most important part is to know how to work. There are biggest big, covered buttons with names of the seasons. They get locked on at a time and feelings are magical. Suitable for the season, for example Summer will have sunglasses, hats, sunglasses and many more.

The special features of the vest is you can pick where each button goes, you can choose for the letter and you can pick the colour. There are different parts, the special gives you a mythic and the not-able gives a natural.

Don't let it be like it will be. Don't wear it on something big, and don't let it be the buttons when another in use.

By Lily-Mae



4 Buttons that you press and gives you anything suitable for Autumn.

2 Sizes also of summer things for example sunglasses and hats
3 Looks small but it has inside, stores blankets and hat chocolate maker.

4 Stores everything that you need to get ready for summer.

By Lily-Mae


The Rain Proof Jumper

Say goodbye to the cold and wet clothes. Do you really want to spend a life time waiting for clothes to dry? Be hold my invention the Rain Proof Jumper. If the button is pressed dry clothes will come out and save your life.

This device is a normal jumper so the wearers think. This gadget is a jumper, the wearers can customise it in any colour. The colour can be over the top or dull but the glow is better. The jumper is so fluffy that it will keep you warm like a pile. This is ultimate and so cool.

The button is pressed, the the buyer will say what type of clothes to come you want to come out then, these clothes will come out the wearers will take it and put it on. The finally, the hand will go back in automatically. One special feature is that the jumper is really warm and the wearers can keep it on.

Keep out of distance of fire. If the fire gets to the jumper it will set off an alarm and burn but by the, sleep out of each of 3 yards like or under. Small spots can be in Newburg and very dangerous's hardware. Even though of all the wearers there is set, chance out of 100 that it will happen. My invention is dry in stock for a certain amount of time.



by Isabella
Cooper

By Isabella