



Marine Academy Primary and Nursery Newsletter April 2021

'Where Stars Shine Brighter.'

...providing an outstanding education that ensures all pupils reach their greatest potential and live by life's highest values.

Dear Parents/Carers of Marine Academy Primary and Nursery pupils, I hope that you all had a wonderful Bank Holiday weekend, despite the return of the wet and windy weather on Monday! With this in mind, please ensure that your child has a coat with them in school everyday of the week and that they wear plain black tracksuit bottoms for their PE lessons, but also a sunhat for when the weather begins to improve. There have been some increased opportunities for children to take part in physical activities during April, including virtual sessions with professional athletes and 'The Big Pedal'. Children also continue to have their scheduled PE lessons each week, which are on the following days:

Monday	Tuesday	Wednesday	Thursday	Friday
Classes 2JB and 2CW	Classes 4AJ, 4LG, 1MM and 1SA	Classes 5LI and 5AD	Classes 3JN and 3EB	Classes RHR, RAF, 6AW and 6DM

This is always one of the busiest terms of the year but also one of the most fun! We are looking forward to the steps out of lockdown to continue to enable us to provide the children with as many curriculum enrichment opportunities as possible. On that note, we fully intend to have Sports Days this year but these may look a little different and probably will not be open to Parents/Carers to attend. We do though want to keep you involved as much as possible and will continue to ensure that we document as much as we can on our Facebook page so do keep a close eye and 'like' @MarineAcademyPrimary to stay in the loop.

Finally, the teachers are looking forward to speaking to you on the phone for your child's Child Progress Meeting over the next few weeks, we hope that you find them informative but also insightful to hear about the wonderful progress that your child has made this academic year.

Yours sincerely,

Mrs. Siobhan Meredith

FORTHCOMING EVENTS...

- 4th May: RNLI Water Safety Talks for Years 4 and 1
- 5th May: RNLI Water Safety Talks for Years 5 and 2
- 6th May: RNLI Safety Talks for Years 5 and 3
- 7th May: 12 x Year 4 Children to take part in Mayflower 400 Sailing trip
- 11th May: 30 x Year 5 Children to take part in Respect Festival Workshop
- 19th May: Class 4AJ Vikings Day
- 20th May: Class 4LG Vikings Day
- 20th May: Reception Classes' Trip to Paignton Zoo
- Week Beginning 24th May: Schools Football Week
- 24th May: Year 4 to attend Virtual Hay Festival event with Matt Lucas
- 25th May: Year 2 to attend Virtual Hay Festival event with author Maria Isabel Sanchez Vegara
- 26th May: Year 6 to attend Virtual Hay Festival event with author Dr Adam Kay
- 27th May: Year 3 to attend Virtual Hay Festival event with Professor Robert Winston
- 28th May: Year 1 to attend Virtual Hay Festival event with author Rashmi Sirdeshpande
- 28th May: Year 5 to attend Virtual Hay Festival event with author Patience Agbabi



Term 5

Last day of school: 28th May 2021

Term 6

First day of school: 9th June 2021

Last day of school: 21st July 2021

Please visit:

<https://www.marineacademy.org.uk/primary/term-dates> to view the term dates for the 2021/2022 academic year.



New *this* Month

Reception – What a splendid start to our topic 'Splendid Safari'! Reception have been thrilled to role play as tour guides and animals in our role play area, driving the jeep and dressing up. The children have impressed all the staff with their home learning projects! The effort has been amazing. While retelling and learning the story, 'The Selfish Crocodile' the children have learnt Makaton signs to accompany it. We're looking forward to finding out more facts about wild animals and Ghana.

Pre-School – All of the staff in Pre-school were so excited to welcome back the children from their Easter break. We have been so excited to meet all of our new friends that have recently started in Pre-school, and they have all settled in amazingly! So far this term we have learnt all about hot air balloons; the children were so excited to make their own and see how they move in the air. This term we are learning all about transport, we will be learning about road safety, building our own boats with craft materials and we will be building our very own train track together! The children have been so enthused with all of their learning and the adults have been super impressed with them. Thank you for your continued support.

Year 5 – Year 5 have made an excellent start to the Summer Term. They have started their Middle East topic by learning about its geographical location in the world, recognising its relevance to the Story of Exodus and producing a news report about the recent blockage of the Suez Canal by the Ever Given container ship. The children have enjoyed reading our new class books, which are Cloud Tea Monkeys in English and Beowulf in Guided reading. They have demonstrated super empathy with the main characters and have explored the wonderful range of descriptive vocabulary. In Computing, Year 5 have had the opportunity to add content to their blogs and provide feedback to their peers. It has been brilliant to see so many children have been accessing their blogs at home too! The artistic talents of the children have been evident within their Islamic art designs and they have demonstrated their agility and co-ordination skills during Athletics lessons in PE. The number of children actively travelling to school has been pleasing to see and it would be great to see these numbers maintained as the weather improves. We are looking forward to trying out the Academy's new scooters too! Well done Year 5 for an awesome month of creative learning across the curriculum!

Year 6 – What another brilliant start to a term for Year 6 and as a team we are so proud of them. We have begun our next topic, 'Twentieth Century Conflict' and it has already brought up excellent discussions on World War I, such as what caused the war and why were some countries allies but not others. Our class book this term is 'Oranges in No Man's Land' by Elizabeth Baird and the children have been comparing their own lives to what life used to be like in Beirut, thirty years ago. It has produced poignant and empathetic conversations. We look forward to what the rest of the term has in store!

Year 3 – What a wonderful start to Term 5 Year 3 have enjoyed after such a lovely Easter break weatherwise! Year 3 have got stuck into their learning and enjoyed a visit from Menelaus, the Spartan King, in a re-enactment of an Ancient Greek day, which included using abacuses; handling artefacts; learning about the philosophers and democracy; the Gods; Alexander the Great; Athens and the Spartans. In the lead up to our visit we made Spartan helmets during Early Morning Learning, which we wore with pride!
We continue to pack lots of wonderful learning into every single minute of the day; this term we are enjoying creating our own 2 minute sport broadcast in computing, we are learning how to order things in a cafe in Spanish and how to be the best version of ourselves in SMSC.
Miss Newell and Ms Bell are so happy to be back with everyone and look forward to doing lots more exciting learning.

Nursery – At Marine Academy Nursery we have loved welcoming back our children after Easter as well as meeting lots of new children that have joined us. The children have been introduced into their new topic '5, 4, 3, 2, 1, Blast Off!' and have been having a fantastic time learning about Space. They have been creating their own planets by making marks with tin foil and paint, exploring the galaxy playdough and building their own rockets! The children have been loving the sunny weather and have been having so much fun exploring the water tray and the mud kitchen in the garden. We have also had lots of fun exploring different sensory play such as using our hands to feel the texture of the cornflakes and the moon dough.

Year 4 – Year 4 have had a wonderful start to Term 5! They have worked hard across the entire curriculum and have immersed themselves into their learning fantastically, we loved all of the amazing home learning creations! It was wonderful to see the children take part in a mock up Viking battle and learn facts through play. In English, the children have really enjoyed reading a book about a young boy on a quest to save his town. The children have such amazing imaginations that we can't wait to see how they innovate this story! In Maths, the children started their brand-new topic 'Money'. They have been looking at how to round money to the nearest pound and estimate the cost of various items. In Science, we have been focusing on electricity. We have been looking at the difference between mains and battery-operated electrical appliances and have started to look at the dangers around electricity. What a fantastic month of learning Year 4!

Work hard, be kind, and
amazing things will happen.

Year 2 – The team have been discussing how strange it is that the children are in the final terms with us in Year 2. The children, as always, seem to have adjusted so well to being back in school with full classes and us starting to slowly introduce the idea of Year 3. We have been amazed by their swift return to friendships and learning, thank you for your continued support with this. We still have lots to learn and be excited about in Year 2. We are looking forward to our first trip out of school this year and more details will be coming home soon. In English, the children have been learning about writing instructions in non-fiction texts with the results informative but with elements of humour added in. The children have been equally impressive in Maths and have been showing us how much they remember from the start of Year 2 while also learning about brand new concepts. In PE this term, the children are learning and practising their athletics skills and Miss Codner has some special challenges for them before the end of Term 5. We are currently studying a History topic and the children have showed a great deal of interest and maturity in our first lessons about The Second World War. In Science, our topic is 'Young Gardeners' and we are looking forward to learning practically by growing in our classes and using the space outside 2JB - we'll try not to send them home too muddy! We are looking forward to a summer of excellent learning and lots of fun. As always, please let us know if there is anything you would like to discuss or if you want to find out things you can help your child with at home.

Year 1 – Year 1 have had a busy April! At the start of the month, the children enjoyed a virtual visit from the author, Clare Helen Welsh. The children listened to her new story, 'Pool! Is that you?' and had a go at drawing the main characters from the story. At the end of last term, the children enjoyed taking part in their own outdoor sports event in preparation for the Topic, 'Significant Sports Stars'. They showed great resilience when taking part in a variety of skill-based activities. The children ended the afternoon by taking part in class races. At the start of Term 5, the children enjoyed catching up with their friends and sharing stories from Easter. During their first Guided Reading lesson of the term, Watson and Wilma visited, dressed in tutus, to introduce the text, 'Dogs Don't Do Ballet'. The children then watched some ballet performances and made some ballerina stick figures. Year 1 have started the 'Big Pedal Fortnight' fantastically with a big number of children scooting, cycling and walking to school. Furthermore, the children have enjoyed starting their learning all about the Olympics. They displayed brilliant historical understanding when comparing the Ancient Olympics with today's Olympics. All of the staff in Year 1 are looking forward to another term of fantastic learning.

**Think behaviour, think language.
I wonder if....**

**Communication and Interaction Team
Social, Emotional and Mental Health Team**

A free, informal workshop for parents and carers to consider the links between behaviour and speech, language and communication needs. This event will be held virtually on Tuesday 15th June 2021, 10am – 12pm

Does your child have difficulty with:

- Listening?
- Attention?
- Communication?
- Friendships?
- Literacy?

The session will aim to raise awareness of speech, language and communication needs (SLCN) and consider the impact on a child's social, emotional and mental health (SEMH). SLCN can become apparent through a child's behaviour in a variety of ways and we shall provide further insight into these complex links.

The session provides an opportunity to share ideas about what works for you and a chance to discuss and learn from other parents/carers.

There will also be an opportunity for questions to the Advisory Teachers and Family Worker from the Communication and Interaction Team and the Social, Emotional and Mental Health team.

**To book your free place, please contact: Sue Vanstone
(01392) 287355 sue.vanstone@babcockinternational.com**



MKC Heroes Armed Forces Day Virtual Badge Competition 2021

The past year has brought many changes and challenges. It has certainly been a year we won't forget! As we are heading towards a brighter future, the Royal British Legion would like to celebrate by opening up this year's Armed Forces Day competition. As you may appreciate, circumstances are still not assured so they have taken the decision to create a **virtual badge** competition this year, with the winning creation being displayed on Plymouth's Armed Forces website.

If your child would like to enter, please use the following guidelines

- Use A4 paper (if you need a piece of paper, please let us know)
- Aim for a simple, bold design that includes the words: **Armed Forces Day 2021**.
- Your badge may be any shape and colour.
- Please do not include images of guns or fighting.

Mrs Jones will be happy to scan your child's design and send it off for you so please return any entries by **Monday 10th May** to your child's class teacher.



The NSPCC have launched a dedicated helpline for children and young people who have experienced sexual harassment or abuse at school, and for worried adults and professionals that need support and guidance. The helpline, Report Abuse in Education, launched on 1st April. Working with the Department for Education (DfE), who have commissioned them on this initiative, will run the bespoke helpline to provide appropriate support and advice to victims of abuse and harassment, and concerned adults, including onward action such as contacting the police if they wish to. This dedicated helpline will offer support to:

- all children and young people making current and non-recent disclosures of sexual harassment or abuse on school grounds within school time, and incidents linked to school in any capacity
- any children or young people who want to talk about being involved or witnessing any incidents
- any adults who have experienced non-recent abuse
- parents and carers who have any concerns about their own or other children
- professionals who work in schools and need support in this or related issues.

Anyone who gets in touch through this dedicated helpline will also be signposted to other relevant support services available, including Childline - which provides ongoing support and counselling to children and young people.

Young people and adults can contact the NSPCC helpline, Report Abuse in Education on [0800 136 663](tel:0800136663) or email help@nspcc.org.uk

Five tips to teach your child to cycle

Riding a bike is a lifelong skill that can be picked up from an early age. It's great for boosting confidence and developing independence, as well as being a fun way to get active!

If you're not sure how to start teaching your child to cycle, Olympic gold medallist Joanna Rowsell Shand has some top tips to get you going...



1. One step at a time

Cycling requires children to master a series of skills, then bring them all together to balance, pedal and steer - all at the same time! When they're learning, it's much less stressful to break these skills down and tackle them one at a time.



2. Balancing

A great first step is to try removing the pedals from your child's bike. This leaves them free to concentrate on balancing, and they can have fun pushing off with their feet and gliding along. When their confidence has grown to the point where they're moving without wobbling or putting their feet down to balance, it's time to reattach the pedals and move on!



3. Pedalling

Once they're comfortable with balancing, introduce pedalling and encourage your little one to ride short distances in a straight line. Try to find a place where they can travel a short way without needing to steer or brake, so that they can focus on learning to pedal (and be aware that it might take a while!).



4. Steering

When your child can pedal confidently in a straight line, move on to steering. You could set up some obstacles for them to cycle around (something small and soft is a good idea at this stage). At first, make sure that the gap between the obstacles is large enough for your child to negotiate with very little movement of the handlebars.



5. Riding together

One of the best ways to build your child's cycling confidence is through practice and having fun - so why not head out for a family ride together. You needn't go far - choose a route you're comfortable with.



Falls from Open Windows

With the arrival of better weather and Covid restrictions keeping us inside much more than usual, windows are likely to be left open in the hope of catching a breeze. The Child Accident Prevention Trust report that there is an increase in small children falling from upstairs windows, frequently needing specialist hospital care for significant head injuries.

Parents often see falls from windows as 'freak' accidents but the statistics belie that view. In fact, nationally, one child under five is admitted to hospital every day after falling from a building – often from open windows but also from balconies.

Why are pre-school children at particular risk?

Pre-school children are particularly susceptible to falls from a height:

- They are curious and want to see what's happening outside but have no real understanding of danger.
- They can take parents by surprise by a sudden breakthrough in their development. You think they don't climb but, before you know it, they can clamber up on furniture or haul their toy box across the floor and open a window. And accidents can happen very quickly, when your back is turned or you're distracted for a minute.
- Small children are built differently to adults – their heads are proportionally much bigger than ours, so they have a different centre of gravity. This means that, if they lean out of a window, they may topple out. And when they land, their head takes much of the impact.

Practical safety advice

The Child Accident Prevention Trust recommend that you fit window catches, locks or restrictors to stop your windows opening too wide. Katrina Phillips, The Child Accident Prevention Trust's Chief Executive, says:

"Safety equipment like this takes the pressure off you. It's often easy to fit. And you can find safety catches for all types of windows, including metal window frames and double glazing."

"But remember, if you opt for window catches with a lock, keep the keys somewhere an adult can easily find them, in case there's a fire and you need to get out."

If you can, move furniture away from windows to make it harder for small children to climb up. You can also start teaching them where not to climb – though they may forget if there's something interesting outside they really want to see.

More information can be found by accessing the [Child Accident Prevention Trust](https://www.childaccidentpreventiontrust.org.uk/) website.

On the internet...

'On the internet' is a learning-to-read book for children aged 4 and above from Childnet. The large, bright illustrations show all the different ways that the internet can be used for.

Find 'On the internet' here: <https://www.childnet.com/resources/a-learning-to-read-book>

Other Childnet books for younger children include:

Smartie the Penguin (3 to 7 year olds)

<https://www.childnet.com/resources/smartie-the-penguin>

Digiduck's Big Decision (3 to 7 year olds)

<https://www.childnet.com/resources/digiduck-stories>



How to talk to your child about emotions



Managing your feelings is tough work for adults let alone young children. Love Monster is a delightful character created by CBeebies, who provides a great role model when it comes to learning about emotional and social development.

Children's social and emotional skills begin to develop from a very young age. Building a good understanding of emotions when you're young helps you relate to others and manage your own mental health later on. Talking openly with children about how they feel and why, enables them to start recognising and understanding different emotions.

Love Monster provides an opportunity for children to learn these skills by watching the character Love Monster make connections between his feelings, bodily sensations and thoughts. The content of the programme can provide good conversation starters for parents who want to foster more emotional regulation and social problem-solving skills at home.

Have a look at these simple steps to help start a conversation with your little one and help them understand their emotions.

1. Start talking

Try asking your child to describe how they are feeling, and follow up with open questions about what's happened to make them feel this way. For example; 'Tell me about how you are feeling?' or 'What has happened to make you feel like this?'

Being curious about a feeling rather trying to make it go away helps children learn that they can tolerate difficult emotions. Don't be too quick to try and cheer your child up or solve their problem, sitting with them and their feelings teaches them that feelings are not scary and that you can cope with them together.

2. Name the emotion

Once your child has described how they are feeling, help them name what the emotion is called. Are they feeling angry? Worried? Scared? Frustrated? Happy? Doing this will help increase their vocabulary, and make it easier to recognise the emotion the next time they experience it.

You can also help children recognise feelings in characters in the books they are reading or programs they are watching and asking them how they know what the character is feeling, this will develop links to non-verbal cues.



3. It is okay to feel this way

It's important that your child knows that it's okay to feel different emotions, even if it's not a nice feeling. Experiencing emotions like jealousy, envy or even feeling selfish can help us learn about ourselves and other people. Explain that we all experience challenging feelings and that it is normal to feel different things and it is good to talk about how we are feeling. Make it fun and not a big deal otherwise their emotions could be heightened, especially if they are feeling sad or anxious.

4. Feelings faces

Encouraging your child to recognise different facial expressions helps them to make connections between what they're feeling and what that might look like. A downturned mouth can be sad, an upturned one can be happy! Play a game together where you can make different faces to go with different feelings, this will help your little one understand how different emotions can look.

5. Share your stories

There are lots of complex emotions that might seem hard to describe to your child. Help them understand by giving examples of a time you felt this way. You could describe what happened to make you feel this way and share what you did to make yourself feel better. It can also be difficult for them to explain exactly what they are feeling, so talking about your own experiences, asking open ended questions, can really help your little one.

6. Don't be afraid to ask for help

If you find that your little one seems really anxious, upset or angry a lot of the time, and you just don't know why, it is ok to ask for help. Young children can feel scared with new emotions and they can have a lot of emotions bubbling around inside of them, they just don't know what to do with them. You can help them by talking, being completely open and honest, but if you find that you are worried or struggling yourself, it is ok to go and talk to your GP.

Love Monster shows and games can be found on the CBeebies website [here](#).

Support for Domestic Abuse



Let's Talk (All Change)

Let's Talk is a creative project that involves using the arts to develop innovative services for families affected by domestic violence. Let's Talk have some good resources to encourage children to talk about their experiences and feelings, including a book of creative ideas.

Website: http://letstalkproject.co.uk/?page_id=10

Domestic Abuse, Recovering Together (DART™) (NSPCC)

In the NSPCC's 'Domestic Abuse, Recovering Together (DART™)' groups, children and mothers can talk to each other about domestic abuse, learn to communicate and rebuild their relationship.

The service, which has been recognised by the Home Office, also provides children and mothers with an opportunity to meet others who have lived through similar experiences.

For further information: <https://learning.nspcc.org.uk/services-children-families/dart>

Bright Sky app

Bright Sky is a mobile app and website for anyone experiencing domestic abuse, or who is worried about someone else. The app can be downloaded for free via the app stores.

Launched in partnership with Vodafone, the app includes questionnaires to assess the safety of a relationship, and a section on dispelling myths around domestic and sexual abuse.

The website is focused on how to spot the signs of domestic abuse, advice on how to support someone you have concerns for, and ways to find help.

The app is available in 5 languages: English, Urdu, Punjabi, Polish and Welsh.

Download for android: https://play.google.com/store/apps/details?id=com.newtonmobile.hestia&hl=en_GB&gl=US

Download for iOS: <https://apps.apple.com/gb/app/bright-sky/id1105880511>

Supporting your child with domestic violence (Young Minds)

Website: <https://youngminds.org.uk/find-help/for-parents/parents-guide-to-support-a-z/parents-guide-to-support-domestic-violence/>



Sports and Activities Survey

Miss Codner would like to know what sports and activities your child/children are involved with outside of school. It would be great if you could please complete the following link to share this information. <https://forms.office.com/r/kYCivzVPVv>

Sun Safety

It is that time of year again when the weather becomes warmer and sunnier and we are starting to think about sun safety. At Marine Academy Primary, children spend lots of time outside each day for their break times, PE lessons and outdoor learning. Because of this, we need to make sure they are protected.



We ask for children to come to school with a sun hat, sun cream pre-applied and with a bottle of sun cream for their tray.



We have a limited stock of Marine Academy sun hats. Should you wish to purchase one, please contact a member of the Admin Team.



Children from Classes 5LI and 5AD have been chosen to work with Miss Codner throughout the school year in a Sports Leader role. The Sports Leaders will help run PE festivals that children at Marine Academy Primary will attend as well as other schools in our Learning Community. In addition to this, Sports Leaders will also learn warm ups they can take in their PE lessons as well as help during sport focused events too! Well done to Izabella, Zaine, Victor, Paula, Amy-Leigh, Freddie, Freya, Jasmine, Ralphie, Reid, Ayda-Rose and Connor! All of the Sports Leaders helped to run 'The Big Pedal' event for other classes and showed marvellous organisational skills.



Basic First Aid

At Marine Academy Primary, children learn basic first aid. This includes, how to make a clear and efficient call to emergency services, if necessary, and concepts of basic first aid, for example dealing with common injuries including head injuries. In addition, we also show children how to use an AED. Here are some posters which you can share with your children. In the Summer Term, Miss Codner will be sharing a first aid refresher video with Parents/Carers.



St John Ambulance

WHAT TO DO IF SOMEONE IS BLEEDING

- 1. Press it**
 - > Apply direct pressure to the wound
- 2. Call 999/112 for emergency help**
- 3. Firmly secure dressing with a bandage**

- 4. Treat for shock**
- 5. Support the injured part**


Learn first aid. Make sure you always have life saving knowledge at your fingertips. Download our free first aid app from your app store today.
Help save lives.
Be the difference.

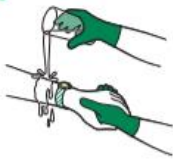


St John Ambulance

WHAT TO DO IF SOMEONE IS CHOKING

- 1. Cough it out**
 - > Encourage the person to keep coughing
- 2. Slap it out**
 - > Give up to five sharp back blows between the shoulder blades
 - > Check their mouth
- 3. Squeeze it out**
 - > Give up to five abdominal thrusts
- 4. Call 999/112**
 - > If they're still choking, call 999/112 for emergency help. Repeat back blows and abdominal thrusts until help arrives.

Learn first aid. Make sure you always have life saving knowledge at your fingertips. Download our free first aid app from your app store today.
Help save lives.
Be the difference.

How to treat a burn or a scald

- 1. Move the person away from the heat**
- 2. Place the burn or scald under cold running water for a minimum of 20 minutes**

- 3. Remove jewellery and clothing around the area, unless stuck to the burn**

- 4. Cover the burn loosely, lengthways with kitchen film to prevent infection. Don't burst the blisters**

- 5. If it is serious call 999.**

More life saving techniques and videos can be found on our website.
sja.org.uk

St John Ambulance

St John Ambulance

WHAT TO DO IF SOMEONE IS UNRESPONSIVE

- 1. Open their airway**
- 2. Tilt head**

- 3. Check for normal breathing**
 - > Look, listen and feel
- 4. If they're breathing**
 - > Put them in the recovery position
 - > Then call 999/112 for an ambulance
- If they're not breathing**
 - > Call 999/112 for emergency help
 - > Start CPR.

Learn first aid. Make sure you always have life saving knowledge at your fingertips. Download our free first aid app from your app store today.
Help save lives.
Be the difference.
sja.org.uk


Healthy Eating

Recommend A Recipe!

Here is another teacher recommending a yummy, healthy recipe for you from the Change 4 Life website to try at home. We would love it if you could try these recipes at home and send in a picture of you eating the recipe with your families or a food review to primary@marineacademy.org.uk

Good old fish 'n' chips recipe

Make your own healthier version of fish and chips at home!

 I made this!



Prep time
20 mins

Cooking time
20 mins

Effort
Medium effort

Serves
4

Ingredients

4 potatoes, scrubbed, each cut into 8 wedges

1 tbsp vegetable oil

75g dried white or wholemeal breadcrumbs

1 egg, beaten with 2 tbsp cold water

4 fillets skinless white fish, like haddock, cod or pollock



1

Preheat the oven to 200C/fan oven 180C/gas mark 6. Lightly grease a baking sheet with a little vegetable oil.

2

Put the potato wedges into a roasting tin. Add the remaining vegetable oil and toss to coat. Season with black pepper. Transfer to the oven to bake for 35 to 40 minutes, turning them over after 20 minutes.

3

Meanwhile, sprinkle the breadcrumbs onto a large plate. Season with a little pepper. Dip each fish fillet in the beaten egg, then coat in the breadcrumbs. Place on the baking sheet, then transfer to the oven when you turn the potatoes, so that it cooks for 15 to 20 minutes. To check that the fish is cooked, it should flake easily when tested with a fork.

4

Heat the mushy peas in a saucepan, then serve with the fish and chips.



Online Safety


Each month, we will continue to share with you some advice to further support your child to be safe online. If you have any questions or queries then please do contact a member of the Primary Admin Team or email primary@marineacademy.org.uk to arrange a time to virtually meet with Mr Ferry, our Computing and Online Safety Leader. He will always be more than happy to help you out!



NSPCC - SEND Online Safety Hub

The NSPCC have made available a brand new online resource which will be useful for parents. Net Aware has partnered with Ambitious about Autism to bring online safety tips, advice and activities specifically for parents and carers of children with SEND. They spoke to parents of children with a range of special educational needs such as dyslexia, autism and speech and language difficulties. The SEND Online Safety Hub recognises that when your child has additional needs, your role can be even more important, and it can feel like a lot of responsibility when you hear about some of the risks young people face online. You can find the SEND Online Safety Hub

[HERE](#).



Resource - Internet Matters - Money Hub

Online money management guide - what parents and carers need to know

As more children and young people start to spend money online through gaming and social media platforms Internet Matters have created this guide to help parents/carers equip them with the skills they need to do this smartly and safely. As money increasingly becomes just numbers on a screen, it can be difficult for children to understand its value and importance. Working with online safety expert, Karl Hopwood, Internet Matters created this hub to help parents support young people about building good online money management habits. You'll also find guidance on how to help them have a better understanding of how to manage their money online and make more informed decisions. The Money Hub can be found [HERE](#).

The more that you read,
The more things you will know.
The more that you learn,
The more places you'll go.
-Dr. Seuss

We Are Readers



TOP
10

Number of Words Read This Month:

1	Chloe (4AJ) 286,002
2	Jacob (5AD) 271,958
3	Ryan (5LI) 262,313
4	Leo (6DM) 209,698
5	Reid (5AD) 200,703
6	Lily-Mae (6DM) 193,042
7	Jay (5LI) 170,860
8	Aidan (5AD) 168,675
9	Aleasha (4LG) 158,751
10	Freya (5AD) 146,706

The total number of books and words read by children on Accelerated Reader so far this year currently stands at...

**8,604 books and
45,159,725 words!**



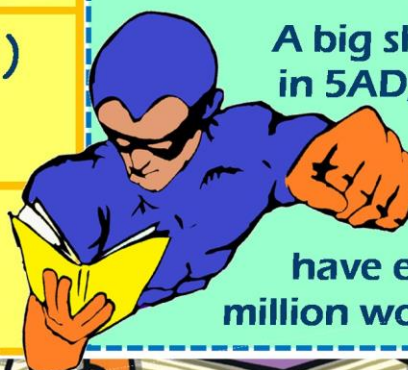
SHOUT OUTS!


Another awesome month of reading and quizzing on Bug Club and Accelerated Reader! Well done to these superstars!

Luca (RAF), Murphy (RHR), Jamond (1MM), David (1SA), Katie (2TA), Archie (2CW), Honey (3EB), Noah (3JN), Harlan (4AJ), Aleasha (4LG), Aidan (5AD), Leila (5LI), Leo (6DM) and Marley (6AW)!
Well done everyone!

We're so excited to have two more members of the Millionaires' Club - Isobel in 5AD and Aleasha in 4AJ! They have both now read over a million words! Fantastic!

A big shout out to Jacob in 5AD, Gabriel in 6DM and Owen in 6AW, who are now Word MULTI Millionaires as they have each read over TWO million words! Incredible!





Recommended Reads From Miss Mitchell


Please feel free to send us any written or recorded book reviews and we will try to share them with the author!



Nursery

Ten Little... Series by Mike Brownlow and Simon Rickerty

Pirates, monkeys, dinosaurs, princesses, aliens and more, the Ten Little... series are perfect books to share with your little one. With colourful and fun illustrations, children will enjoy joining in with the counting rhyme, actions and words. They are available as board books, perfect for little fingers to handle.



Pre-School and Reception

There's a...in your Book! Series by Tom Fletcher and Greg Abbott

This is such a fun series of stories that every child will love joining in with. They are particularly great if your little one isn't too keen on sharing a book yet as it encourages the reader to join in, use their imagination and interact with the story. For example, you might have to blow out a dragon's fire, turn the book upside down to shake the alien out or to use your finger as a magic wand! These stories never disappoint!

Year 1 and 2

And Tango Makes Three by Justin Richardson and Peter Parnell

The amazing and heartwarming true story about two penguins at New York's Central Park Zoo. Roy and Silo, two male chinstrap penguins, are just like the other penguin couples and want a chick of their own. One day, their kind zookeeper, Mr Gramzay, finds them trying to hatch a stone and realises it's time for them to become parents too! A lovely story about family and kindness, with further information about the penguins at the end of the book.

Year 3 and 4

The Shakespeare Stories by Andrew Matthews and Tony Ross


This collection of stories are a fantastic introduction to Shakespeare for younger children but can also be enjoyed by older children and adults alike! Although the language has been simplified, key events, characters and famous sayings remain, allowing children to gain a good understanding of the plays. Each book also includes notes at the end, explaining the key themes of the story and also information about Shakespeare and the Globe Theatre.

Year 5 and 6

A Place Called Perfect by Helena Duggan

This mysterious tale had me hooked from the start! A young girl, Violet, moves to a new town called Perfect with her family, but all is not as perfect as it seems. Everyone who lives there goes blind, including Violet and her family! When her mum starts acting strange and her dad disappears, Violet decides it is time to uncover the truth about Perfect with the help of her mysterious friend, Boy. An eerie, strange but exciting adventure - I can't wait to read the sequel!

Has an Accelerated Reader quiz!



Have Accelerated Reader quizzes!




Has an Accelerated Reader quiz!



Delighting Writing!

This month, we have some fantastic pieces of writing from Year 4! The children learnt about the text, 'A Walk in London' and, after a virtual trip around Plymouth, they created their own versions of the book and included interesting facts about our city. Here are some great examples of 'A Walk in Plymouth'.




Unexpectedly, loose street is a very poor street.

"Can we get breakfast?" asked Josh politely.

"But I don't know if I have any money?" replied Lexi tentatively.

Marchant's house is very old and is now William and Parker's house and they're very rich.

Later that day, "Wow the Marchant's house is so magnificent!" said Lexi enthusiastically.



The Mayflower Steps was made in 1620.

Few minutes later, "I'm really hungry but we have no money..." said Josh starving.

"Sorry Josh, there's nothing I can do." replied Lexi feeling sad.



Unfortunately, the Southside used to be a jail cell.

"I can't believe the Southside used to be a jail cell!" said Josh surprisingly.

By Darcy, 4LG

"But that's impossible!" replied Lexi confused.
Minutes later, Lexi found out that New Street was new in the old days.

"Josh! New Street was new in the old days!" said Lexi ecstatically.

"Wow that's so interesting!"
"Josh replied interested."

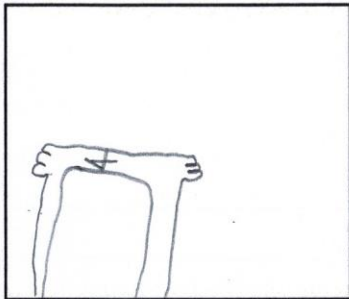
Later that day, Josh found out that Sutton Habour people found glass, shoe gabric and broken pottery.

"Lexi! Sutton Habour found glass, pottery and shoe gabric!"

"But that's crazy!!! and so interesting!" Lexi replied enthusiastically.



Super piece of learning Darcy!



One day, Me and my older sister decided to go to the Mayflower shops.

"How long is it going to be?" I asked Max.


"Shut up," yelled Sarah.

As quickly as possible, we got out and seen the beautiful Mayflower steps.

"What?" exclaimed Max.

"What?" called Sarah.


"This was rebuilt in 1886!"
"This must be look ages!"



Later on, we arrived at the old restaurant house.

"Oh we ~~are~~ unfortunately have to see a restaurant because it rebuilt as a restaurant!" ruffled Max.

"But it was built in 1886!"
responded Sarah.



Later that day, we went for some street to get some food then we remembered this is one of the oldest streets in the UK.

"£2.50 for the bread," called the man at the desk.

twinkl.co.uk

By Jack, 4AJ

The next day, we went to
the merchant's house and it looked
strange.

"Captain Williams says a adventurer,
a soldier, a merchant and a poli-
-tician," called Max.

After that, we went to south
side street.

"The baker says the pilgrim
house," called Max.
It took time to get here and there
is nothing named Sabrah.

Around the corner, we went
to new street.

"58 people lived in this
house that was a slave," called
Max.

"The garden is massive at 12, 10x
but there's ours and 100m² it's
are going home!" replied Sabrah.

By Jack, 4AJ



My power stops They
surprisingly may or the power
ever done there.

"Pahy! I thought they allways

left" mnterd Thom.

"No actually its unknown but its likely they never
left" said cass clearly.



Merchant hose its now an museum

"Its nothing compared to the
to day mansions" whistled Thom

"May but back in the day he was one of the rickis
people in Plymouth so that was an mansion" explaid
cass.



Old customs hose its the oldest
customs hose in Plymouth

"I feel like going to a book shop
today" mnterd cass



"How about we go to old customs hose
because they have the best books"
Shartid mnm from down sark.



"yes id love to but how" said cass



"The bus" explaid mnm

Super final write Cassius!

By Cassius, 4LG